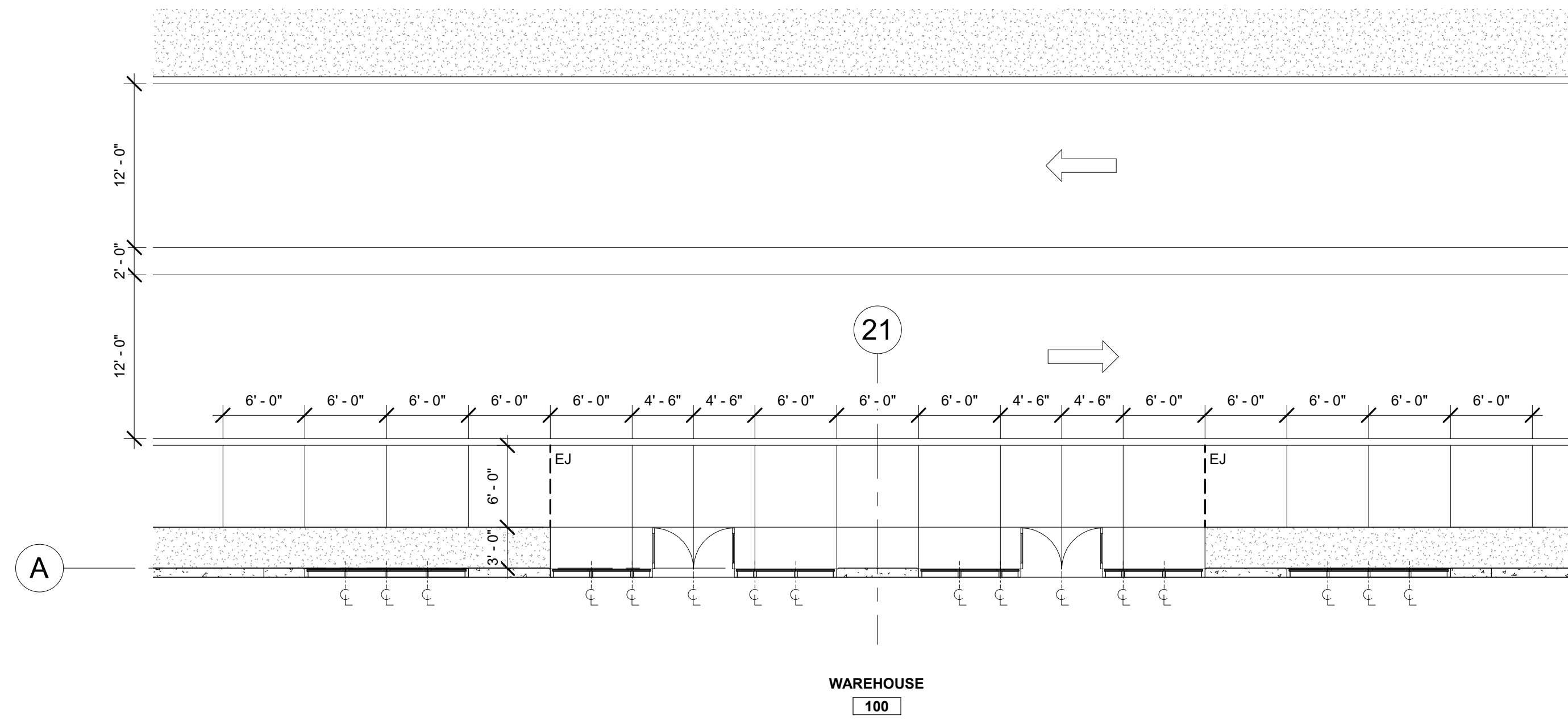
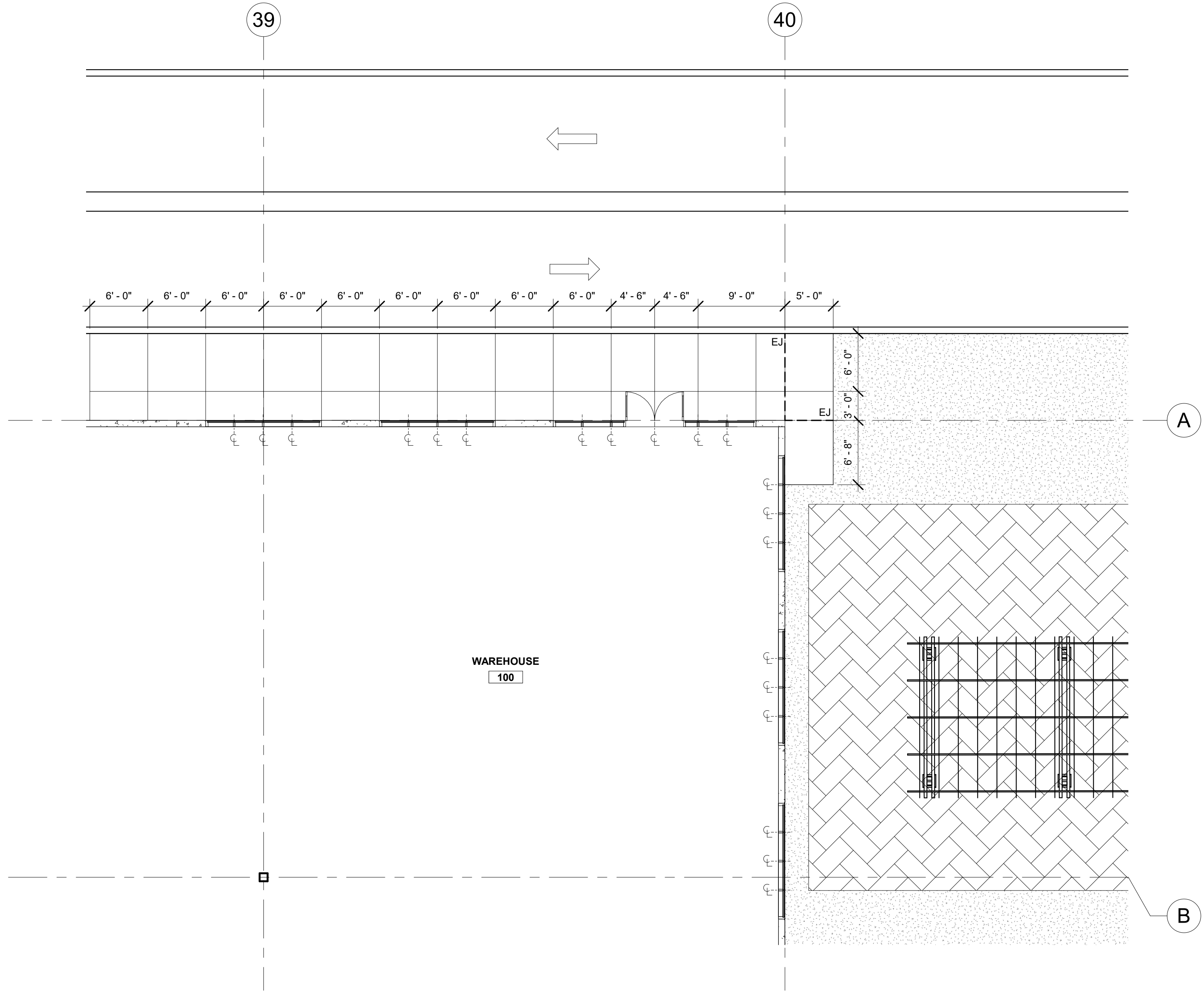


1/8"=1'-0"
0 4' 8' 16' 32'
SIDEWALK & JOINT PLAN - EAST CORNER
SCALE: 1/8" = 1'-0" 1



1/8"=1'-0"
0 4' 8' 16' 32'
SIDEWALK & JOINT PLAN - CENTER ENTRANCE
SCALE: 1/8" = 1'-0" 2



1/8"=1'-0"
0 4' 8' 16' 32'
SIDEWALK & JOINT PLAN - WEST CORNER
SCALE: 1/8" = 1'-0" 3

NOTES

SEE SHEET G-0.02 FOR GENERAL NOTES

- 106 LANDSCAPE AND IRRIGATION AREA, SEE LANDSCAPE DRAWINGS.
- 150 ALL SIDEWALKS TO HAVE BROOM FINISH. EXPANSION JOINT TO BE EVERY 30'-0" MAX. COORDINATE SIDEWALK WITH CIVIL DRAWINGS.
- 151 EXPANSION JOINT.
- 153 CENTER SIDEWALK JOINT ON CENTERLINE OF DOOR.
- 154 SIDEWALK TO BE DOWELED INTO SLAB ON GRADE AT STOREFRONT ENTRANCE AREA, TYP.

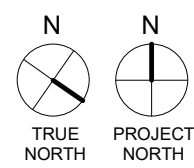
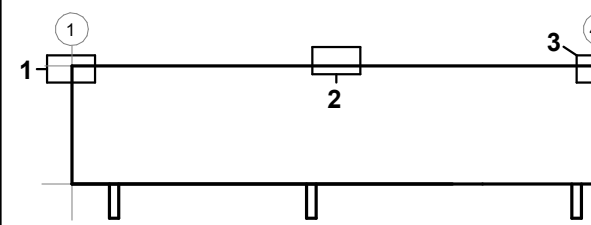
SITE NOTES:

- ALL CURB JOINTS TO LINE UP WITH SIDEWALK JOINTS.
- ALL SIDEWALKS TO HAVE BROOM FINISH. EXPANSION JOINTS TO BE EVERY 30'-0" MAX. COORDINATE SIDEWALK WITH CIVIL DRAWINGS.
- PAINTED PARKING AND ADDITIONAL STRIPING TO BE PER CITY STANDARDS; SEE CIVIL DRAWINGS

SEAL

JOSEPH V. DIGIORGIO | NY: 042948

KEY PLAN



SUBMITTALS

NO.	DATE	DESCRIPTION
05.27.2022		PROGRESS SET

PROJECT NO.
AS286-21/ NY131
DRAWN BY
JB

SHEET TITLE
**ENTRANCE,
SIDEWALK & JOINT
PLAN**

SHEET NO.

A-1.10